


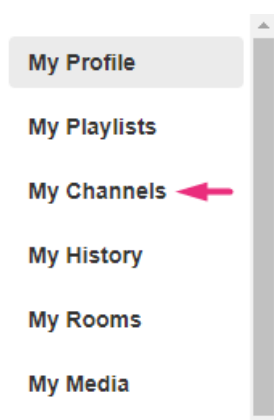
Delete a channel

 This article is designated for all users.


You may want to delete a channel from time to time to keep your MediaSpace site updated. Here's how!


 You must have the required entitlements to delete a channel. Read our article [Channel management - deleting channels](#).

1. From the user menu  select **My Channels**.



2. Click the pencil icon on the thumbnail of the channel you want to delete.



Or Click the channel thumbnail to open the media page, and from the Actions menu choose  **Configure**.

3. The **Edit** page opens.

Edit New channel test

Details Theme Playlists Users Collections Advanced Settings

Name: (Required)

Description: Black ▼ Bold *Italic* Underline [List Icons] [Link Icon] [Image Icon]

Enter Description...

Tags:

- Privacy:
- ☒ **Open** - All logged in users can view and contribute content (contribution is not allowed for viewer-role users).
 - ☐ **Restricted** - All logged in users can view content and only channel members can contribute content.
 - ☐ **Private** - Only channel members can view and contribute content.
 - ☐ **Shared Repository** - Only channel members can view and contribute content; Content may be published to other channels, according to publishing entitlements.
 - ☐ **Public, Restricted** - Anyone can view content (including anonymous not logged-in users). Only channel members can contribute content according to their publishing entitlements.
 - ☐ **Public, Open** - Anyone can view content (including anonymous not logged-in users) and all logged in users can contribute content.

- Options:
- ☒ Enable comments in channel
 - ☐ Keep comments private to channel.
 - ☐ Enable subscription to channel (link to subscribe <https://4834032.mediaspace.kaltura.com/channel/New+channel+test/303702172/subscribe>)
 - ☒ Enable Newrow Live Room

4. Scroll to the bottom of the page, and on the right side, click **Delete Channel**.

A warning message displays: *Are you sure you want to delete (channel name)?*

5. Click **Delete** to continue.

Delete Confirmation

Are you sure you want to delete My other new channel?

A success message displays: *Channel (name) was deleted.*

Channel "New channel test" was deleted



The channel is deleted.

[template("cat-subscribe")]
