


Quiz

 This article is designated for administrators.

Use the **Quiz** module to enable and [create Kaltura video quizzes](#).



Configure

1. Login to your KMS or KAF admin page, at [https://\[PID.mediaspace\].kaltura.com/admin/](https://[PID.mediaspace].kaltura.com/admin/).
2. In the list of configurable items on the left of your screen, locate and click on **Quiz**.

Modules / entryTypes

Audioentry

Imageentry

Liveentry

Quiz

Webcast

Youtube

The Quiz module window displays.


Configuration Management

Server Tools	Quiz		Search Configuration
Backup Configuration	enabled	<input type="button" value="Yes"/>	Enable the Quiz module.
Player replacement tool			
Global			
Application	quizPlayerId	<input type="text" value="52243762"/>	The Player ID for the player used for quiz media ('Prevent Seek' feature - Enabled)
Auth	playerBarHeightPixels	<input type="text"/>	The height (in pixels) of the player ui which is not part of the actual video (for example - the bottom bar). Leave blank to use the default player value.
AddNew	playerVideoRatioPercent	<input type="text"/>	The ratio (in percent) of the video inside the player. Standard values: 16:9 = 56.25 , 4:3 = 75 , 16:10 = 62.5. Leave blank to use the default player value.
Categories	BSEPlayerId	<input type="text" value="52243762"/>	The Player ID for the player used in BSE for quiz media ('Prevent Seek' feature - Enabled)
Channels	enableQuestionsV2	<input type="button" value="Yes"/>	Set to Yes to allow quiz creators the use of the new questions types. To use this feature the quiz player should be set to Kaltura version 2.68.3 player or higher.
Client	enableQuestionsV3	<input type="button" value="Yes"/>	Set to Yes to allow quiz creators the use of the new Open Question type and Retake capabilities. To use this feature, the quiz player version should be 2.75 or higher.
Debug	allowedRolesQuiz	<input type="button" value="admin Role"/>	Who can create a quiz? if a role is selected, any role above it will also be able to create a quiz.
EmailService	preventForwardSeeks	<input type="button" value="Enabled"/>	The 'Do not allow seek' feature in the Kaltura Video Editing Tools Editor is enabled. Quiz creators may create a quiz restricting viewers to seek forward in the video. NOTE: Quiz players will be enhanced with the player plugin upon saving of the module.
EmailTemplates			
Gallery			
Header			
Languages			
Login			
Metadata			
Moderation			
My-media			
Navigation			
Player			
Recaptcha			
Security			

3. In the **enabled** pull-down, select **Yes**.

4. Enter values for the relevant fields:

- **quizPlayerId** - What is the player ID (uiConf ID) of the player that plays quizzes? The default **playerId** is used if left empty.
- **playerBarHeightPixels** - The height (in pixels) of the player ui which is not part of the actual video (for example - the bottom bar). Leave blank to use the default player value.
- **playerVideoRatioPercent** - The ratio (in percent) of the video inside the player. Standard values: 16:9 = 56.25 , 4:3 = 75 , 16:10 = 62.5. Leave blank to use the default player value.
- **BSEPlayerId** - What is the player ID (uiConf ID) of the player that used to play quizzes in embedded content (BSE Browse Search and Embed)? The Uiconf should have the infoScreen plugin enabled.
- **enableQuestionsV2** - Set to Yes to allow quiz creators the use the new question types. To use this feature the quiz player should be set to Kaltura version 2.68.3 player or higher.
- **enableQuestionsV3** - Set to Yes to allow quiz creators to use Open Question type and Multiple Attempts. To use this feature, the quiz player version should be 2.75 or higher.

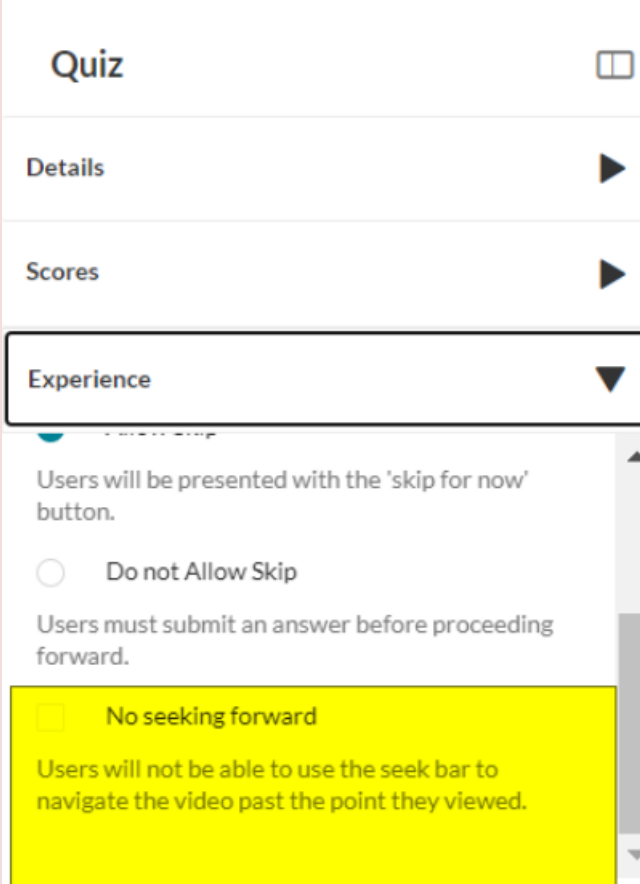
 Open questions have a limit of 400 characters for the question and 250 for the answer.

- **allowedRolesQuiz** - Who can create a quiz? if a role is selected, any role above it will also be able to create a quiz.

- **preventForwardSeeks** - This feature is disabled by default.

NOTE: The **preventForwardSeeks** can't be restored once enabled.

Once enabled, you will not be able to turn off this feature. The 'No seeking forward' setting will be added to the Video Editor, giving the quiz creators the option of whether to restrict viewers from seeking forward in the quiz or not.



Quiz

Details

Scores

Experience

Users will be presented with the 'skip for now' button.

☐ Do not Allow Skip

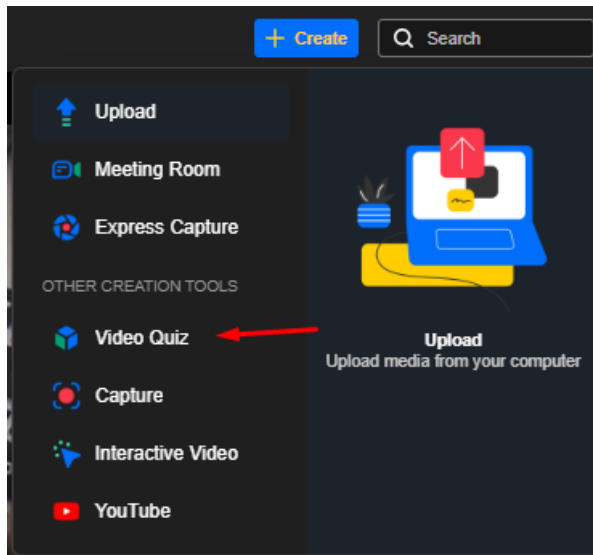
Users must submit an answer before proceeding forward.

☐ **No seeking forward**

Users will not be able to use the seek bar to navigate the video past the point they viewed.

Verify VQ is enabled

1. Login to your KMS or KAF instance.
2. Click **+ Create** to see the list of options for adding media.
Video Quiz is displayed as an option.



Tips

✓ **Video quiz analytics** - Quiz creators can view the quiz analytics and the users that have submitted them. Make sure to enable [Userreports module](#) to view Video Quiz analytics!

✓ **The video quiz session time** is set in the sessionLifetime parameter configured globally in the [Auth](#) module on the KMS/KAF admin page. (This is the same session time for any action in Kaltura applications).

sessionLifetime

43200

How long (in seconds) can a MediaSpace user session last? If set value is lower than the minimum of 3600 seconds (1h), the minimum will be utilized.

Related modules

[Player](#)

[template("cat-subscribe")]