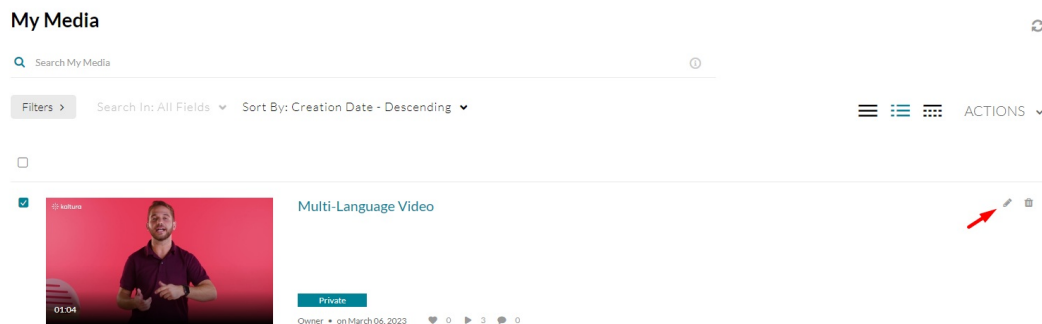


Disable Comments and Close Discussion

 This article is designated for all users.

It's easy to disable comments and close a discussion. Here's how:

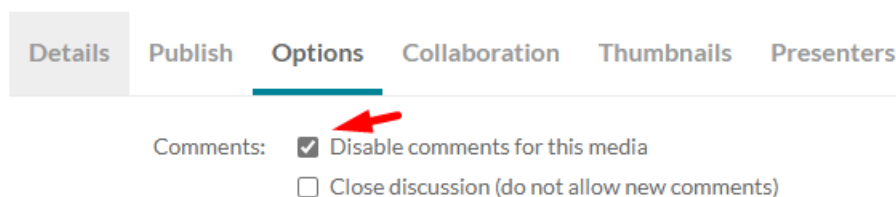
1. On the **My Media** page, click the pencil icon.




2. When the [Edit Media Page](#) opens, click the **Options** tab.



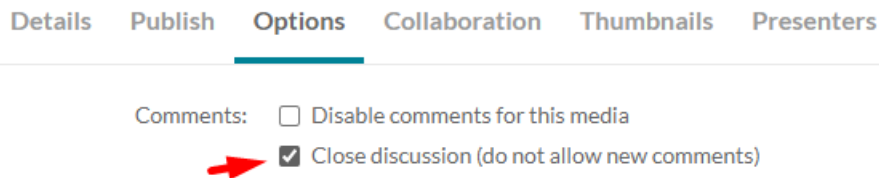
3. Check "Disable comments for this media".



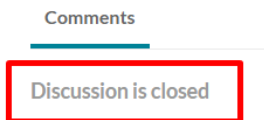
The **Comments** tab is now hidden on the media page. Comments that were entered before you disabled the comment feature will be shown if you re-enable comments.

 Comments cannot be disabled/enabled for multiple channels at once.

4. Check "Close discussion (do not allow new comments)".



On the **Comments** tab of the media page, "Discussion is Closed" appears and the "Add a Comment" field is hidden.



That's all there is to it!

[template("cat-subscribe")]