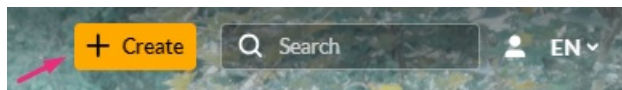


AddNew

 This article is designated for administrators.

The AddNew module is used to add the **+Create** button located at the top right of the navigation bar. The **+Create** drop-down menu and its contents are configured in this module.




 This module is supported in both KMS and KAF applications and depends on the [Theming module](#).

 In KMS, The [Header](#) module must be configured before configuring this module.

Configure

Who can see the +Create button?


The **buttonDisplay** field is used to configure whether to show or hide the +Create button for anonymous users.

 For logged-in users, the Create button is displayed as per the user's permission to add media. For more information about who can add media see [Managing Content Entitlement](#).

Sections

The **+Create** menu is split into three sections and allows you to promote tools to the top of the menu. Admins may select to promote the most used creation tools/apps to the top of the menu. You can also choose to have all the tools in one section if that works for you.

Use the section to control what tools to show in the dropdown menu, and in which section. To place the most-used tools in the first section, check the boxes next to each one.

 Notes -

- Check boxes must be checked for placement of the tool, if none are checked default placement will be used.
- The Upload tool is always first.

The following configuration displays the default placement in which the Upload, Town Hall, Meeting Room, and Express Capture applications are placed at the top of the menu.

sections

create sections for the add new menu.

Checkboxes must be checked for placement of the tool, if none are checked default placement will be used.

1

label

as appears in the menu

items

☒ Upload
☒ Town Hall
☒ Meeting Room
☒ Express Capture
☐ Video Quiz
☐ Draft Entry
☐ Capture
☐ Interactive Video
☐ YouTube

menu items appearing under this section

To add additional tools under the heading **Other Creation Tools**, check the boxes in the second section.

2

label

other creation tools

as appears in the menu

items

☐ Upload
☐ Town Hall
☐ Meeting Room
☐ Express Capture
☒ Video Quiz
☒ Draft Entry
☒ Capture
☒ Interactive Video
☒ YouTube

menu items appearing under this section

To add additional tools under the heading **Collections**, check the boxes in the second section.

3

label

collections

as appears in the menu

items

☐ Upload
☐ Town Hall
☐ Meeting Room
☐ Express Capture
☐ Video Quiz
☐ Draft Entry
☐ Capture
☐ Interactive Video
☐ YouTube
☒ Channel
☒ Playlist

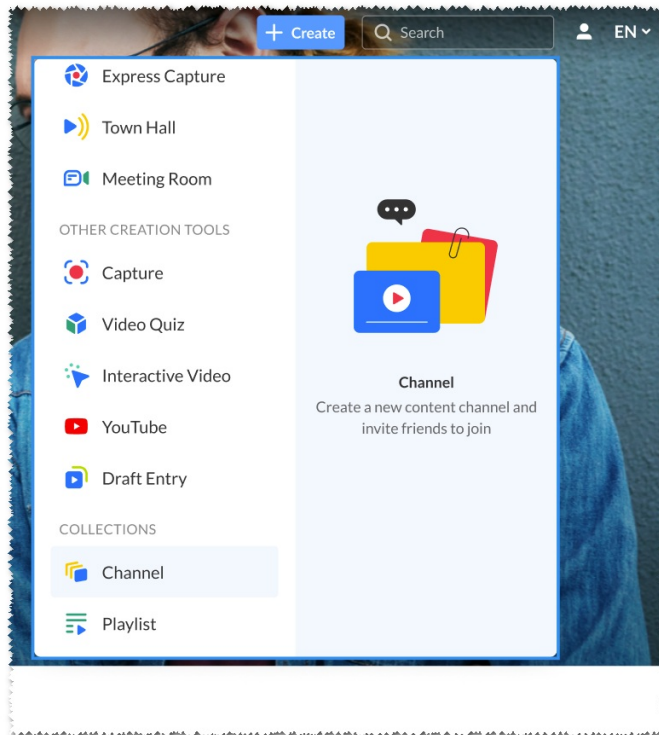
menu items appearing under this section

Modules

This section lists the available application modules available for adding to the **+Create** menu. You can configure the items you want in your menu by clicking on the **configure** option next to the module, and this will take you directly to the configuration window of that module.

modules Collapse		
available modules providing 'add new' menu items		
core	Upload	
kwebcast	Town Hall	configure
newrow	Meeting Room	configure
recorder	Express Capture	configure
quiz	Video Quiz	configure
kalturacapture	Capture	configure
onedrive	oneDrive	configure
raptmedia	Interactive Video	configure
youtube	YouTube	configure
draft	Draft	configure
upload		configure

The result is as follows:



[template("cat-subscribe")]