



Download media

 This article is designated for all users.

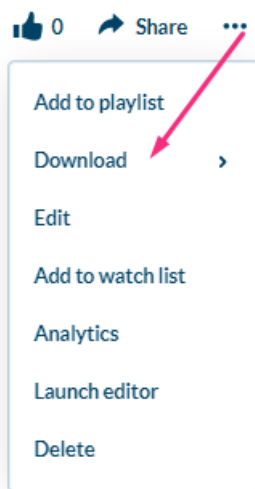
Media can be downloaded via the media entry page in KMS and KAF applications. You can only download media if the media owner has enabled this capability.

 Additional download options can be enabled by the KMC administrator on the media player. To learn more, please refer to the [Download plugin](#).

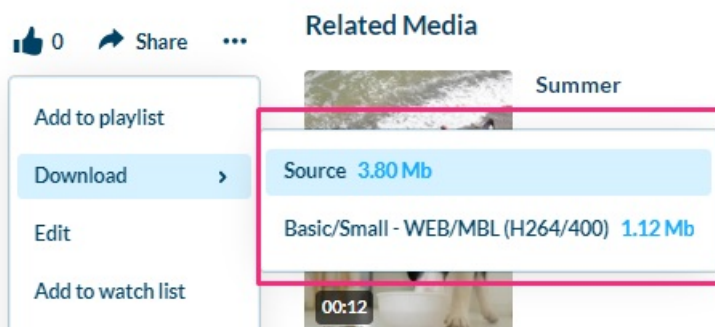
1. When you find an entry you want to download, click on it.



2. Click the 3 dots menu then click Download.



3. Choose the flavor to download.





4. The entry downloads to your device.

Found a mistake? Let us know about it! Please send us a message at knowledge@kaltura.com.

[template("cat-subscribe")]
