


+Create menu

 This article is designated for all users.

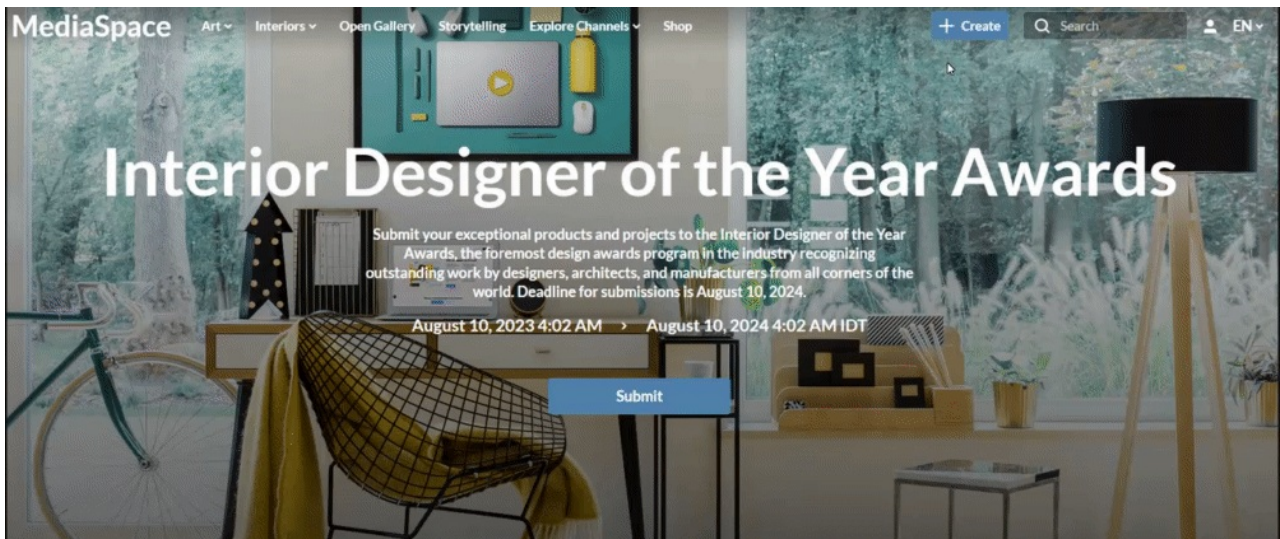
 This article demonstrates the Theming Feature Set. For the setup guide, check out our article about the [Theming module](#).

Set up


The +Create drop-down menu and its contents are configured in the [Addnew module](#). The +Create menu is split into three sections and your administrators can choose to promote the most used creation tools/apps to the top of the menu. You can also choose to have all the tools in one section if that works for you.

Access

To discover the creation tools available for users in MediaSpace, click the +Create menu to display the drop-down menu.



Tools

 Depending on what is enabled in your environment, your **+ Create** menu may look slightly different. If there is an option missing, please get in touch with your Kaltura administrator to discuss how to enable it in your environment.



Media Upload



Meeting Room



Express Capture



YouTube



OneDrive



Video Quiz



Interactive Video Paths



Capture



Draft Entry



Town Hall (Webcasting)



Channel (create a channel)



Playlist (create a playlist)



Media Stitching



Marketplace Add-ons :



Brand3D



Powtoon



Wochit

For the full 3rd party video integrations list, [click here](#).

[template("cat-subscribe")]
