


Channel/Media Gallery playlist

The Channel Playlist feature allows Channel/Media Gallery Managers to curate, organize, and improve displayed featured content in their channels.

 This guide demonstrates V2UI. For the Theming Feature Set guide, see [Create a channel playlist](#).

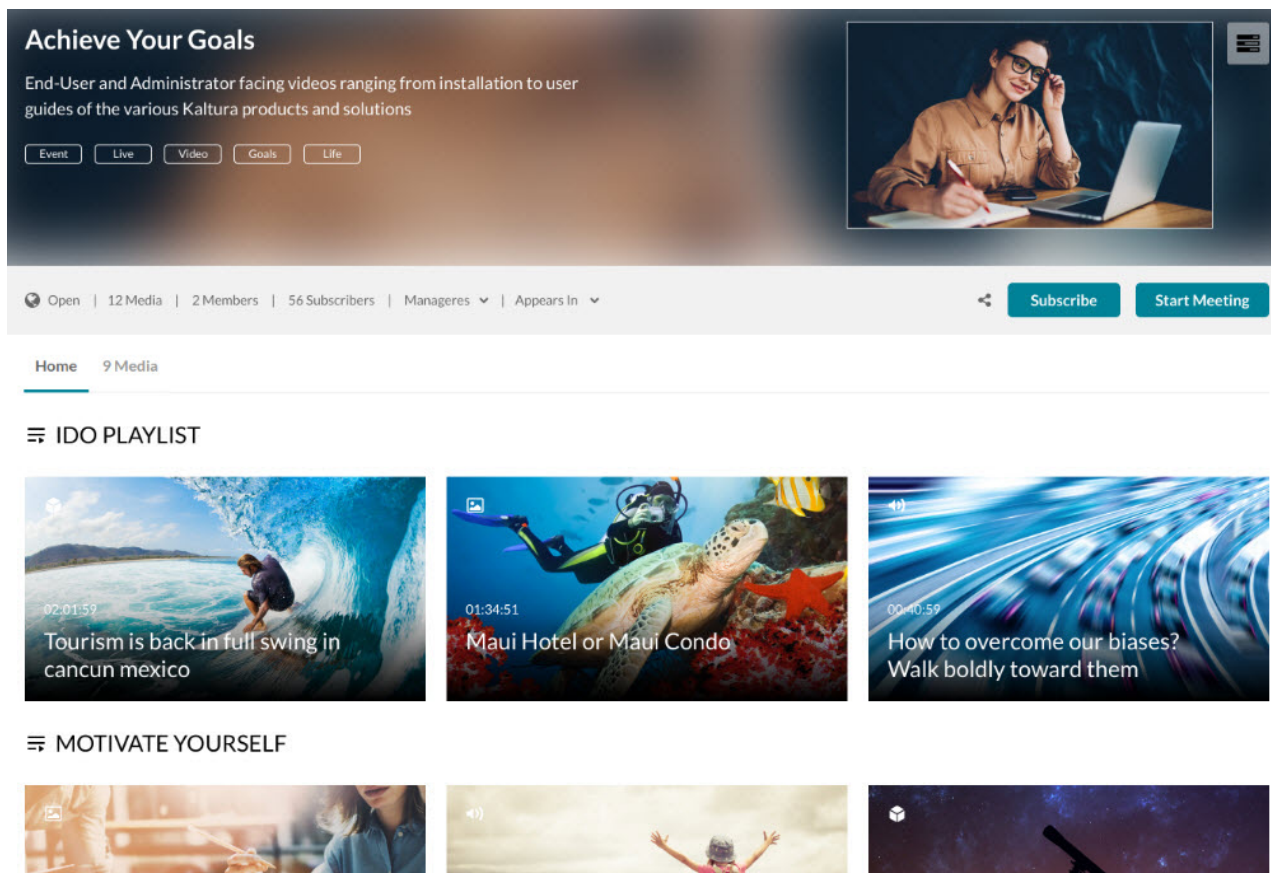
For the Channel/Media Gallery Manager

The Channel/Media Gallery manager can create, edit, modify the order of playlists, and grab embed codes for channel playlists using the Playlists tab.

See [Create and Add Media to a Playlist](#) and [Manage Playlists](#).

For the Viewer

A dedicated tab displays all the available playlists in the Channel/Media Gallery. The default tab name is 'Home' and is configurable by your Administrator. Playlists serve different purposes in different contexts, e.g. "Lesson Plan", "Campaign Highlights", "Leaderboard" etc. Following is an example of a channel called "Achieve Your Goals" that contains several playlists.



Achieve Your Goals

End-User and Administrator facing videos ranging from installation to user guides of the various Kaltura products and solutions

Event Live Video Goals Life

Open | 12 Media | 2 Members | 56 Subscribers | Managers | Appears In

Subscribe Start Meeting

Home 9 Media

≡ IDO PLAYLIST

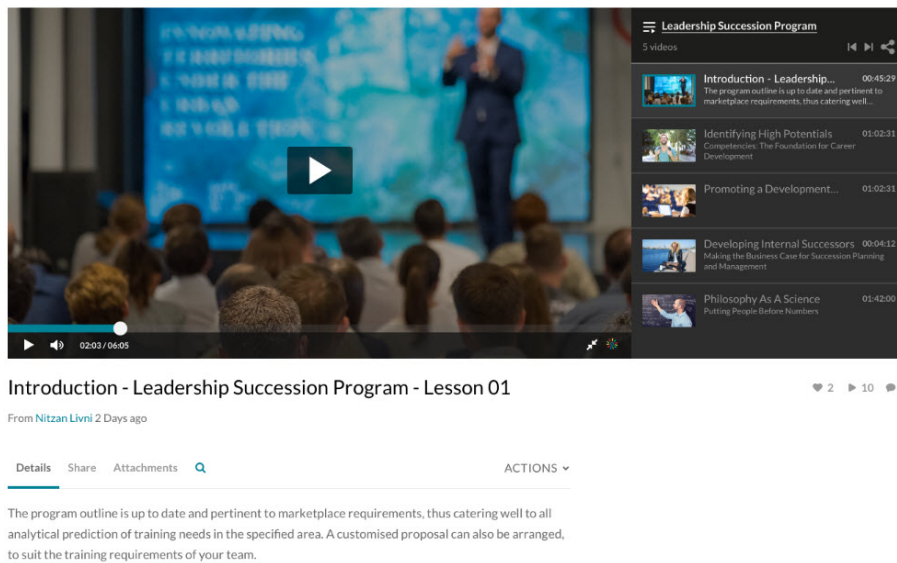
02:01:59
Tourism is back in full swing in cancan mexico

01:34:51
Maui Hotel or Maui Condo

00:40:59
How to overcome our biases? Walk boldly toward them

≡ MOTIVATE YOURSELF

- Clicking on one of the Channel Playlist names or thumbnails opens the Playlist Playback page.



The Playlist Playback page allows users to watch media in the playlist one by one. For more information, see [Accessing Playlists](#).

For the Application Admin

KMS/KAF admins can enable the Channel Playlists feature in the channelPlaylists module. You can also determine the name of the tab that appears in the Channel/Media Gallery in this module. The default name is 'Home'.

After the *channelPlaylists* module is configured, a new tab displays all the available playlists in the Channel/Media Gallery.

Channelplaylists See

Module Info

Notice Please make sure to disable and then enable again the **embedPlaylist** module in order to enable a new V2 player configuration and allow the playlist embed to function properly.

enabled	<input type="button" value="Yes"/>	Enable the Channelplaylists module.
channelPlaylistsTabName	<input type="text" value="Home"/>	The title of the tab which will be added to the channel (media gallery) and will be presented first.
entries Source	<input checked="" type="checkbox"/> Media Gallery	Add media to the playlist from the channel gallery itself, from My Media or from all entitled areas in the site. Note that media from My Media and from All Site will be automatically published to the channel gallery if chosen.

[template("cat-subscribe")]